

# **WESTOVER HILLS**

## **Order of Worship**

### **September 24, 2017**

- Everlasting God
- Welcome – Cliff
- Reading
- How Deep the Fathers Love For Us
  - Faithful Love
- Sharing the Bread & Cup – Cliff
- Alas! And Did My Savior Bleed
  - What Can I Do
- Sermon – Daniel
- Had It Not Been the Lord
  - Offering – Cliff
  - VIDEO – Announcement
  - Close – Cliff
  - Let God Arise

# Everlasting God

Arranged by  
The ZOE Group

Words and Music by  
Benton Brown & Ken Riley

Strength will rise as we wait— up-on the Lord, wait— up-on the Lord, we will wait—

This system contains the first two staves of music. The top staff is in treble clef and the bottom staff is in bass clef. The key signature has two flats (B-flat and E-flat), and the time signature is 4/4. The music begins with a repeat sign and a first ending bracket. The lyrics are written below the notes.

**4** *Fine*  
— up-on the Lord. Strength will rise as we wait— up-on the Lord, wait—

This system contains the third and fourth staves of music. It begins with a measure rest for 4 measures, followed by the word "Fine". The lyrics continue below the notes.

7  
— up - on the Lord, we will wait— up - on the Lord our God.

This system contains the fifth and sixth staves of music. The lyrics continue below the notes. At the end of the system, the time signature changes to 2/4.

10  
You reign— for - ev - er, — our hope, —

This system contains the seventh and eighth staves of music. The lyrics continue below the notes. The music concludes with a final chord.

17

our strong de liv 'rer!

23

You are the ev - er-last - ing God, the ev - er-last - ing God.

27

You do not faint, You won't grow wea - ry.

31

You're the defend - er of the weak, You com - fort those in need.

35

You lift us up on wings like ea-gles! wings like ea-gles!

41

Strength will rise as we wait — up-on the Lord, wait — up on the Lord, we will wait

44

— up-on the Lord. Strength will rise as we wait — up-on the Lord, wait —

47

*Leader*

You are — the ev -

— up-on the Lord, we will wait — up-on the Lord. Strength will rise as we wait —

*Men w/Leader* You are — the ev -

50

- er - last - ing God, — the ev - er - last - ing God. —

— up-on the Lord, wait — up-on the Lord, we will wait — up-on the Lord.

- er - last - ing God, — the ev - er - last - ing God. —

53

53 — You do — not faint, — You — won't grow

Strength will rise as we wait — up-on the Lord, wait — up-on the Lord, we will wait

— You do — not faint, — You — won't grow

Detailed description: This block contains the first system of music, measures 53 to 55. It features a vocal line in the upper staff and piano accompaniment in the lower staff. The key signature has two flats (B-flat and E-flat), and the time signature is 4/4. The lyrics are: "You do not faint, You won't grow". A piano introduction for the second system reads: "Strength will rise as we wait up-on the Lord, wait up-on the Lord, we will wait".

56

56 wea - ry. —

— upon the Lord. You are — the ev - er-last - ing God, — the ev -

wea - ry. —

Detailed description: This block contains the second system of music, measures 56 to 59. The vocal line continues with the lyrics: "wea - ry. — upon the Lord. You are — the ev - er-last - ing God, — the ev -". The piano accompaniment provides harmonic support. The system concludes with the lyrics "wea - ry. —".

60

- er - last - ing God. — You do — not faint, — You — won't grow

Detailed description: This block contains the third system of music, measures 60 to 62. The vocal line continues with the lyrics: "- er - last - ing God. — You do — not faint, — You — won't grow". The piano accompaniment continues with chords and moving lines. The system concludes with the lyrics "You — won't grow".

64

wea - ry. You're the de - fend - er of the weak, You com -


68

*D.C. al Fine*

- fort those in need. You lift us up on wings like ea - gles'.

# How Deep the Father's Love

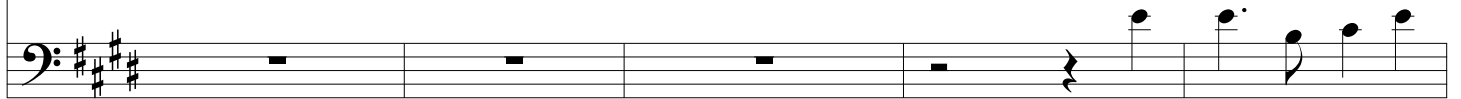
Words and Music by  
*Stuart Townend*




How deep the Fa-ther's love for us! How vast be-yond all mea - sure. That





He should give His on - ly Son to make a wretch His trea - sure! How great the pain of




sear-ing loss! The Fa - ther turns His face a - way as wounds which mar the Cho-sen One bring



man - y sons to glo - ry. Be - hold the Man up - on a cross, my sin up-on His



should - ers. A - shamed I hear my mock-ing voice call out a - mong the scoff - ers. It



was my sin that held Him there un - til it was ac - com - plished, His dy - ing breath has



brought me life; I know that it is finished. I will not boast in an - y-thing; no

gifts, no pow'r, no wis - dom! But I will boast in Je - sus Christ, His death and res - ur -

rec - tion. Why should I gain from His re - ward? I can - not give an an - swer. But

this I know with all my heart; His wounds have paid my ran - som. But this I know with

all my heart; His wounds have paid my ran - som.



# Faithful Love

*I will make Your faithfulness known... - Psalm 89:1*

Words & Music by:  
Ken Young

C/C

1. Faith - ful love flow - ing down from the thorn - cov - ered crown,  
2. Faith - ful love is a friend just when hope seems to end,

3

Makes me whole. saves my soul, wash - es whit - er than snow.  
Wel - come face, sweet em - brace, ten - der touch filled with grace.

5

Faith - ful love calms each fear, reach - es down, dries each tear;  
Faith - ful love, end - less pow'r, liv - ing flame, Spir - it's fire;

7

Holds my hand when I can't stand on my own.  
Burn - ing bright in the night, guid - ing my way.

# Faithful Love

2

10 *Refrain*

Faith - ful love from a - bove came to  
Faith - ful love, from a - bove  
Faith - ful love, from a - bove

13

earth to show the Fa - ther's love. And I'll nev - er be the  
And I'll ne - ver  
And I'll ne - ver be the

16

same, for I've seen faith - ful love face to face,  
be the same  
same

18

and Je - sus is His name. 1. name. 2.

# Alas! and Did My Savior Bleed?

Lyrics by: *Pilate handed Him over to them to be crucified. - John 19:16-34*  
Isaac Watts,  
refrain - Ralph E. Hudson

Music:  
Ralph F. Hudson

F/F

1. A - las! and did my Sav - ior bleed? And did my Sov - 'reign die?  
2. Was it for crimes that I have done He groaned up - on the tree?  
3. Well might the sun in dark - ness hide, And shut His glo - ries in,  
4. But drops of grief can ne'er re - pay The debt of love I owe;

5

Would He de - vote that sa - cred head For such a one as I?  
A - maz - ing pit - y! grace un - known! And love be - yond de - gree!  
When Christ, the might - y Mak - er, died For man, the crea - ture's sin.  
Here, Lord, I give my - self a - way, 'Tis all that I can do!

10

At the cross, at the cross where I first saw the light, And the

13

bur - den of my heart rolled a - way, rolled a-way It was there by faith

15

I re - ceived my sight, And now I am hap - py all the day!

# What Can I Do?

Arranged by:  
Randy Gill

Music by:  
Paul Baloche & Graham Kendrick

When I see the beau - ty of a sun - set's glo - ry, a - maz - ing  
sto - ry of a God of mer - cy who shared hu -

4  
art - is - try a - cross the ev - 'ning sky, when I feel the mys - ter - y of a dis - tant  
man - i - ty and suf - fered by \_\_\_ our side, of the cross they nailed You to, that could not

7  
gal - ax - y, it awes and hum - bles \_\_\_ me \_\_\_ to be loved by a God so \_\_\_  
hold You; Now You're mak - ing all things \_\_\_ new \_\_\_ by the pow'r of Your ris - en \_\_\_

What Can I Do?

10

— high. —  
— life. —

What can I do but thank You; What can I do but give my life to You;—

13

— Hal - le - lu - jah, hal - le - lu - jah; What can I do but praise You;

16

Ev-er-y day — make ev-'ry-thing I do — a hal-le-lu - jah, a hal-le-lu - jah,—

19

*Fine* hal - le - lu - jah. When I hear the a hal - le - lu - jah; What can I

*2.* *D.S. al Fine*

# Had It Not Been the Lord

Arranged by  
Brandon Scott Thomas

Words and Music by  
Debbie Dorman

Had It Not been the Lord who was on our side Had it

The first system of the score is in 4/4 time with a key signature of one sharp (F#). It features a vocal line and a piano accompaniment. The vocal line begins with a repeat sign and contains the lyrics: "Had It Not been the Lord who was on our side Had it". The piano accompaniment provides harmonic support with chords and moving lines.

not been the Lord who was on our side The

The second system continues the vocal line with the lyrics: "not been the Lord who was on our side The". The piano accompaniment continues with similar harmonic patterns.

an - ger of the en - e - my would have swal - lowed us a - live Had it

The third system continues the vocal line with the lyrics: "an - ger of the en - e - my would have swal - lowed us a - live Had it". The piano accompaniment continues with similar harmonic patterns.

not been the Lord who was on our side. side. Bless - ed be the Lord who

The fourth system concludes the vocal line with the lyrics: "not been the Lord who was on our side. side. Bless - ed be the Lord who". The piano accompaniment continues with similar harmonic patterns. The system includes first and second endings for the piano part.

would not give us up Bless - ed be the Lord for His un - fail - ing love

The snare is bro - ken and we have es - caped.

Last time to Coda

Our help is in the name of the Lord, bless - ed be the Lord. Had it

not been the Lord who was on our side, Had it not been the Lord who was on our



side, The wa-ter would have en-gulfed us we would have sure-ly died; Had it

3

not been the Lord who was on our side.

D.C. al Coda

Solo

Bless-ed be the Lord who would not give us up.

Lord, bless-ed be the Lord who would not give us up.

Bless-ed be the Lord for His un-fail-ing love. The snare is bro-ken and we have es-caped

Bless-ed be the Lord for His un-fail-ing love. The snare is bro-ken and we have es-caped.

Our help is in the name of the Lord,

Our help is in the name of the Lord,

This system contains the first two staves of music. The top staff is a vocal line in bass clef, starting with a whole note G2, followed by a half rest, and then a melodic line of eighth notes: G2, A2, B2, C3, D3, E3, F3, G3. The middle staff is a piano line in treble clef, starting with a whole note chord (G2, B2), followed by a series of eighth-note chords: (G2, B2), (A2, C3), (B2, D3), (C3, E3), (D3, F3), (E3, G3), (D3, F3), (C3, E3), and ending with a whole note chord (G2, B2). The bottom staff is a piano line in bass clef, starting with a whole note chord (G2, B2), followed by a series of eighth-note chords: (G2, B2), (A2, C3), (B2, D3), (C3, E3), (D3, F3), (E3, G3), (D3, F3), (C3, E3), and ending with a whole note chord (G2, B2).

bless - ed be the Lord.

Our help is in the name of the Lord, bless - ed be the Lord.

This system contains the next two staves of music. The top staff is a vocal line in bass clef, starting with a whole note G2, followed by a half rest, and then a melodic line of eighth notes: G2, A2, B2, C3, D3, E3, F3, G3. The middle staff is a piano line in treble clef, starting with a whole note chord (G2, B2), followed by a series of eighth-note chords: (G2, B2), (A2, C3), (B2, D3), (C3, E3), (D3, F3), (E3, G3), (D3, F3), (C3, E3), and ending with a whole note chord (G2, B2). The bottom staff is a piano line in bass clef, starting with a whole note chord (G2, B2), followed by a series of eighth-note chords: (G2, B2), (A2, C3), (B2, D3), (C3, E3), (D3, F3), (E3, G3), (D3, F3), (C3, E3), and ending with a whole note chord (G2, B2).

# Let God Arise

Arranged by:  
John Thompson, Phillip Organ  
& The ZOE Group

Words & Music:  
Chris Tomlin, Ed Cash  
& Jesse Reeves

G/G ♩ = 145

*Leader*

Hear the ho - ly roar of God re - sound  
en - e - mies will run for sure

Hear the ho - ly roar of God  
His en - e - mies will run

5

Watch the wa-ters part be - fore us now.  
The church will stand, she will en - dure

re - sound.  
for sure.

Watch the waters part be - fore  
The church will stand, she will

9

us now. Come and see what He has done for us!  
en - dure. He holds the keys of life, our Lord. Death has

## Let God Arise

12

Tell the world of His great love! Our God is a god  
no sting, no fin - al word!

15

who saves! Our God is a god

19

who saves! Let God a - rise,

23

Let God a - rise, Our God reigns now and for-ev -

27

- er, He reigns now and for-ev - er! A - rise, \_\_\_\_\_

31

let God a - rise! \_\_\_\_\_ Our God reigns now and for-ev -

35

*Leader* 1. His *Leader* 2. Our God

- er, He reigns now and for-ev - er! *Men Unison* Our God

39

is a god who saves! \_\_\_\_\_ Our God \_\_\_\_\_ is a god

*Men Parts (T/B)*

is a god who saves! \_\_\_\_\_ Our God \_\_\_\_\_ is a god

44

who saves! \_\_\_\_\_ Our God is a god who \_\_\_\_\_ saves!

*Add Alto*

Our God is a god who \_\_\_\_\_ saves!

49

Our God \_\_\_\_\_ is a god who saves! \_\_\_\_\_

*Add Sopranos*

Our God \_\_\_\_\_ is a god who saves! \_\_\_\_\_

Our God \_\_\_\_\_ is a god who saves! \_\_\_\_\_

54

Let God a - rise, \_\_\_\_\_ Let God a - rise, \_\_\_\_\_

58

Our God reigns now and for-ev - er, He reigns now and for-ev -

62

- er! A - rise, let God a - rise!

66

Our God reigns now and for - ev - er, He reigns

69

now and for - ev - er! \_\_\_\_\_ Let God a - rise! \_\_\_\_\_

The image shows a musical score for two staves. The top staff is in treble clef with a key signature of one sharp (F#). The bottom staff is in bass clef with the same key signature. The music consists of chords and melodic lines. The lyrics are written below the top staff, with a long horizontal line under 'er!' and another under 'rise!'.